

# HELPING SMALL BUSINESS SURVIVE & THRIVE

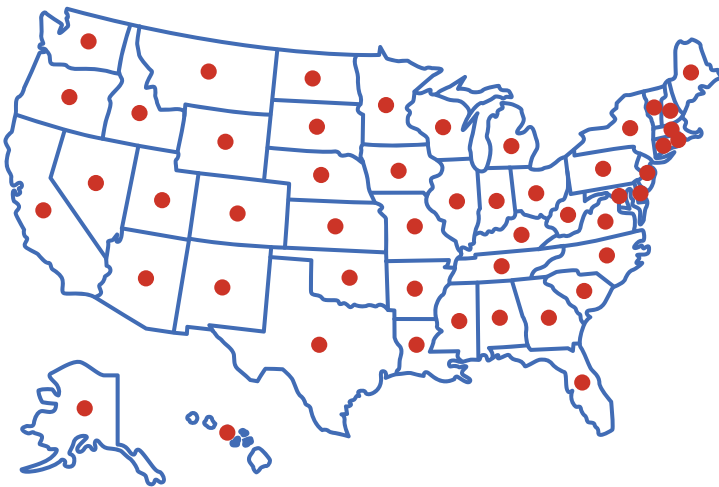
The professional employer organization (PEO) industry represents more than \$270 billion in revenue, millions of employees, and businesses in every Congressional district.

23  NATIONAL  
PEO WEEK



PEOs CO-EMPLOY MORE THAN

**4,000,000 WORKERS IN ALL 50 STATES**



PEOs provide HR, payroll, benefits administration, workers' comp, compliance assistance, and other services to hundreds of thousands of primarily **small and mid-size businesses** employing four million people. **PEOs are not staffing companies.**

AVERAGE SMALL BUSINESS

PEO CLIENT EMPLOYEES **+\$2,500**

**15.3%**

On average, employees of PEO clients make \$2,500 more per year than other small business employees.

PEOs provide services to 15.3% of all employers with 10-100 employees.

## A SMALL BUSINESS SUCCESS STORY

# SMALL BUSINESSES THAT WORK WITH A PEO HAVE...

### Higher Rates of Survival




50% less likely to go out of business

### Higher Profitability



16% more likely to report profitability increase

### Higher Growth Rates



7 to 9% faster growth rates

### Lower Turnover Rates



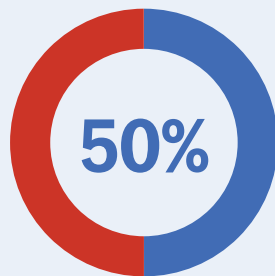
10 to 14% lower employee turnover

## PANDEMIC SUCCESS STORY

# SINCE THE PANDEMIC BEGAN, BUSINESSES PARTNERING WITH A PEO ARE...

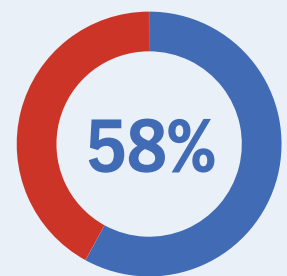
### More Likely to Have Experienced Growth

50% more likely to report growth during the pandemic



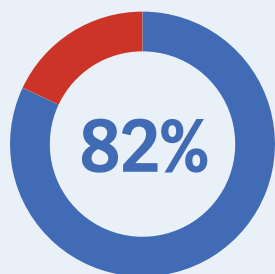
### Less Likely to Close

58% less likely to have permanently closed



### More Likely to Be Operating Normally

82% more likely to be operating normally



### More Likely to Have Received Needed Assistance

119% more likely to have received PPP loans

